

REESUN110HB-210M Mono Crystal Bifacial Double-Glass 535-560 W

**High Efficiency
Low LID Mono PERC with
Half-cut Technology**

Better anti-PID performance

Guaranteed power tolerance(0~+5W)

High module conversion efficiency(up to 21.32 %)

Lower current

higher power generation

Lower risk of hot spot

Low LID Mono PERC technology: first year < 2.0% ,0.45% year 2-30

Comprehensive System and Product Certifications

IEC 61215, IEC 61730

ISO 9001:2015: ISO Quality Management System

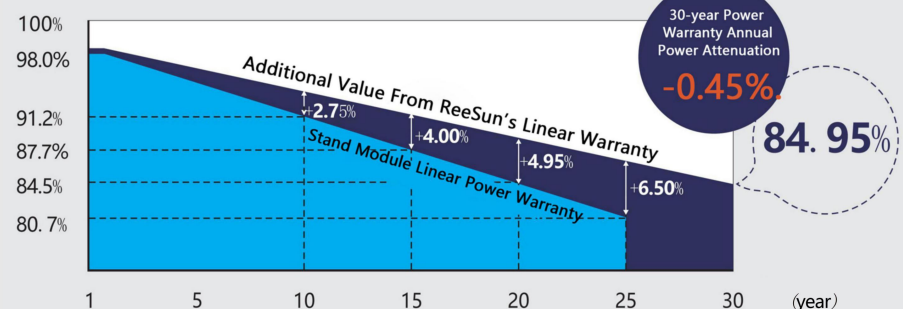
ISO 14001:2015: ISO Environmental Management System

ISO 45001:2018 Occupational Health and Safety

* Specifications subject to technical changes and tests.

ReeSun solar reserves the right of interpretation.

**12-year Warranty for Materials and Processing;
30-year Warranty for Extra Linear Power Output.**



JIANGSU REESUN SOLAR CO.,LTD.


ADD: No.1 Nanjing Road, Jianhu Economic Development Area, Yancheng, Jiangsu, China. / 224799

TEL: +086 0515-86230222

Fax: +086 0515-86230333

Email: Daniel@rj-solar.cn

Web: <http://www.reesun-solar.com>



Jiangsu ReeSun Solar Co., Ltd. is a high-tech PV enterprise dedicated to research , development , production , sales & after sales service , mainly engaged in crystalline silicon solar cells, solar modules, photovoltaic systems PV applications. Our products specifications are compatible with 158-210 size cells adopting German TUV quality control standards, and realizing the whole process quality traceability from auxiliary materials to finished products.



REESUN110HB-210M

535-560W

Front Electrical Characteristics

Test uncertainty for Pmax: ±3%

Model Number	535W		540W		545W		550W		555W		560W	
	STC	NOCT	STC	NOCT	STC	NOCT	STC	NOCT	STC	NOCT	STC	NOCT
Testing Condition												
Maximum Power (Pmax/W)	535	405	540	409	545	413	550	416	555	420	560	423
Voltage at Maximum Power (Vmp/V)	31.2	29.0	31.4	29.2	31.6	29.4	31.8	29.5	32.0	29.7	32.2	29.8
Current at Maximum Power (Imp/A)	17.16	13.97	17.21	14.02	17.25	14.08	17.29	14.10	17.34	14.14	17.40	14.19
Open Circuit Voltage (Voc/V)	37.5	35.3	37.7	35.5	37.9	35.7	38.1	35.9	38.3	36.1	38.5	36.3
Short Circuit Current (Isc/A)	18.24	14.70	18.30	14.75	18.35	14.79	18.39	14.82	18.43	14.85	18.47	14.88
Module Efficiency (%)	20.36		20.55		20.74		20.94		21.13		21.32	

STC (Standard Testing Conditions): Irradiance 1000W/m², Cell Temperature 25°C, AM1.5
 NOCT (Nominal Operating Cell Temperature): Irradiance 800W/m², Ambient Temperature 20°C, Spectra at AM1.5, Wind at 1m/s

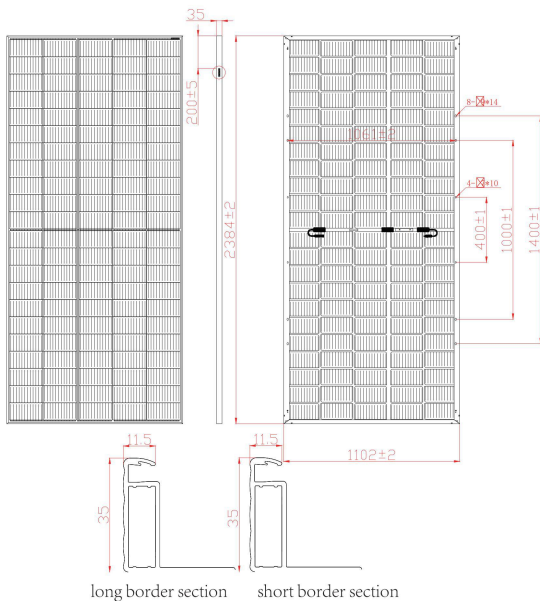
Back Electrical Characteristics

Test uncertainty for Pmax: ±3%

Model Number	535W		540W		545W		550W		555W		560W	
	5% Maximum Power (Pmax/W)	561	567	572	577	582	588					
Module Efficiency (%)	21.3	21.5	21.7	21.9	22.1	22.3						
15% Maximum Power (Pmax/W)	615	621	626	632	638	644						
Module Efficiency (%)	23.4	23.6	23.8	24.0	24.2	24.5						
25% Maximum Power (Pmax/W)	668	675	681	687	693	700						
Module Efficiency (%)	25.4	25.6	25.9	26.1	26.4	26.6						

Design(mm)

Mechanical & Operating parameters



Cell Orientation	110 (5×22)
Junction Box	IP68, three diodes
Output Cable	4mm ² , 300mm in length, length can be customized
Glass	Single glass 2.0mm coated tempered glass
Frame	Anodized aluminum alloy frame
Weight	32kg±3%
Dimension	2384×1102×35mm
Packaging	31pcs/pallet 496pcs/40'HC
Operational Temperature	-40°C ~ +85°C
Power Output Tolerance	0~+5 W
Voc and Isc Tolerance	±4%/±3%
Maximum System Voltage	DC1500V (IEC/UL)
Maximum Series Fuse Rating	35A
Nominal Operating Cell Temperature	45±2°C
Safety Class	Class II
Fire Rating	Class C

Temperature Ratings(STC)

Mechanical Loading

Temperature Coefficient of Isc	+0.048%/°C
Temperature Coefficient of Voc	-0.270%/°C
Temperature Coefficient of Pmax	-0.350%/°C

Front Side Maximum Static Loading	5400Pa
Rear Side Maximum Static Loading	2400Pa
Hailstone Test	25mm Hailstone at the speed of 23m/s

I-V 曲线 (REESUN110HB-210M-550W)

